



















Aantal respondenten: 6539

1 Op wie stem jij?

Aantal respondenten bij deze vraag: 6539 (100%)

Corina Blankenstijn		7%	(468 Respondenten)
Jelmer van der Burg		13%	(851 Respondenten)
Petra Feenstra		6%	(390 Respondenten)
Wouter de Graaf		9%	(563 Respondenten)
Liesbeth Hoppentocht		4%	(240 Respondenten)
Hilbert Hunink		4%	(250 Respondenten)
Mark Lugard		7%	(438 Respondenten)
Judith Meijers		9%	(598 Respondenten)
Angélique Roussou		6%	(392 Respondenten)
Fenny Steunenberg		3%	(223 Respondenten)
Marieke Stijf		4%	(278 Respondenten)
Linda van der Valk		3%	(216 Respondenten)
Stefaan Verheugt		3%	(186 Respondenten)
Regina Vlot		2%	(134 Respondenten)
Sara Vriezen		4%	(245 Respondenten)
Iris Westerveld		4%	(232 Respondenten)
Jurriana Wijshoff		2%	(120 Respondenten)
Marieke Wouters - Vugts		11%	(715 Respondenten)